





Date	Shift	Time	Incinerable Waste (Yellow Bags)						Autoclavable Waste					
			Cytotoxic Bags		Yellow Bags		Red Bags		White		Blue			
									Sharp Container					
			Metal Sharps		Card Boxes		Glass Sharps							
		Nos	Kgs	Nos	Kgs	Nos	Kgs	Nos	Kgs	Nos	Kgs			
2/1/2019	Mor	8:20	1	8.55	12	173.06	14	228.67	4	7.46	6	41.2		
	Eve	1:50	1	1.57	3	14.7	4	22.81	1	1.96	2	17.7		
2/2/2019	Mor	8:15	0	0	10	177.01	14	261.27	2	7.34	2	22.44		
	Eve	1:30	0	0	3	21.75	4	38.73	1	2.12	2	12.12		
2/3/2019	Mor	9:10	1	3.65	9	109.13	15	243.7	2	9.32	6	66.34		
	Eve	0:00	0	0	0	0	0	0	0	0	0	0		
2/4/2019	Mor	8:45	1	1.15	9	127.48	9	153.38	2	23	5	59.87		
	Eve	2:00	0	0	2	20.04	2	23.94	1	1.3	1	16.97		
2/5/2019	Mor	8:20	1	2.89	10	159.49	15	256.24	2	8.11	2	19.79		
	Eve	1:20	1	4.64	2	21.74	3	23.21	1	3.64	2	18.88		
2/6/2019	Mor	8:10	1	3.87	10	189.36	16	327.1	2	4.98	2	23.65		
	Eve	1:45	0	0	3	13.91	3	26.26	1	2.43	1	8.52		
2/7/2019	Mor	8:10	1	2.26	8	172.48	16	311.25	3	10.79	8	67.95		
	Eve	1:30	0	0	2	20.02	3	28.56	1	1.32	1	4.3		
2/8/2019	Mor	8:30	1	3.7	13	245.1	18	353.07	3	10.29	2	21.44		
	Eve	2:00	0	0	2	19.03	3	23.18	1	0.36	1	10.16		
2/9/2019	Mor	8:20	1	4.94	8	170.68	15	322.83	2	8.43	3	24.39		
	Eve	1:30	0	0	2	11.62	2	26.88	1	1.21	1	3.96		
2/10/2019	Mor	10:45	1	7.59	10	196.9	13	267.29	2	7.32	4	41.35		
	Eve	0:00	0	0	0	0	0	0	0	0	0	0		
2/11/2019	Mor	8:30	0	0	8	145.78	11	225.06	2	9.87	5	55.18		
	Eve	1:50	0	0	1	4.04	3	15.52	1	2.59	1	4.47		
2/12/2019	Mor	8:30	1	2.66	11	201.77	15	307.17	2	3.94	7	82.07		
	Eve	2:10	0	0	2	16.4	3	17.23	1	1.48	0	0		
2/13/2019	Mor	8:35	1	6.57	10	185.04	14	288.51	2	4.9	3	29.11		
	Eve	1:50	0	0	3	21.35	4	35.18	1	0.94	2	16.63		
2/14/2019	Mor	8:17	1	2.77	9	158.58	17	337.51	2	6.57	4	43.29		
	Eve	2:05	0	0	2	13.19	2	26.04	1	1.01	1	3.26		
2/15/2019	Mor	8:15	1	5.25	9	173.05	14	254.99	4	14.66	4	41.22		
	Eve	2:10	0	0	2	21.73	3	24.3	1	0.55	1	10.03		
2/16/2019	Mor	8:10	1	2.42	8	182.62	14	304.7	2	5.49	8	90.98		
	Eve	1:40	0	0	2	12.91	4	24.91	0	0	1	5.66		
2/17/2019	Mor	8:40	1	5.13	9	180	15	271.65	3	10.17	6	56.78		
	Eve	0:00	0	0	0	0	0	0	0	0	0	0		
2/18/2019	Mor	8:30	0	0	6	125.25	8	134.85	4	16.52	3	52.3		
	Eve	1:45	0	0	2	7.46	2	11.92	1	1.38	0	0		
2/19/2019	Mor	8:20	1	3.75	9	191.57	15	313.05	1	3.8	3	43.68		
	Eve	1:19	0	0	2	9.83	2	19.39	0	0	1	4.06		
2/20/2019	Mor	8:15	1	10.23	8	150.62	18	361.12	2	5.5	3	43.5		
	Eve	1:20	0	0	2	9.31	2	12.14	0	0	2	13.2		
2/21/2019	Mor	8:15	1	6.15	11	131.17	14	247.21	2	4.94	4	47.05		
	Eve	1:32	0	0	2	13.66	2	20.47	0	0	1	10.1		
2/22/2019	Mor	8:10	1	3.14	9	185.26	16	359.92	3	12.85	3	38.97		
	Eve	0:00	0	0	0	0	0	0	0	0	0	0		
2/23/2019	Mor	8:20	2	3.28	10	237.78	15	414.98	2	7.77	6	110.54		
	Eve	1:25	0	0	1	10.71	1	14.01	0	0	0	0		
2/24/2019	Mor	10:35	1	4.89	10	219.94	18	361	2	18.57	7	93.36		
	Eve	0:00	0	0	0	0	0	0	0	0	0	0		
2/25/2019	Mor	8:30	0	0	7	125.14	10	203.3	2	14.28	5	69.75		
	Eve	2:00	0	0	2	12.45	3	22.54	1	11.48	1	11.48		
2/26/2019	Mor	8:30	1	6.21	9	189.9	15	320.97	2	7.74	3	23.1		
	Eve	1:40	0	0	3	27.43	3	31.66	1	0.78	1	2.68		
2/27/2019	Mor	8:20	0	0	8	176.9	13	295.6	2	4.34	3	49.13		
	Eve	1:45	0	0	2	11.51	2	16.31	2	3.3	2	15.96		
2/28/2019	Mor	8:25	1	4.38	9	194.97	13	295.88	2	4.32	3	26.5		
	Eve	2:05	0	0	3	27.46	3	32.66	1	1.17	2	22.91		
<b>Total</b>			Total Bags	Total Cytotoxic Weight	Total Bags	Total Yellow Weight	Total Bags	Total Red Weight	Total Bags	Total (Containers) Metal sharps Weight	Total Bags	Total (Cardboard boxes) Glass sharp		
	Mor		24	105.43	259	4876.03	400	8022.27	65	253.27	120	1384.93		
	Eve		2	6.21	50	362.25	63	537.85	19	39.02	27	213.05		
	<b>G. Total</b>		26	111.64	309	5238.28	463	8560.12	84	292.29	147	1597.98		
Vendor Name: BIOTIC WASTE LIMITED									Vehicle No: H.R 55 - 1374		Morning	14641.93	G. Total	15800.31
											Evening	1158.38		